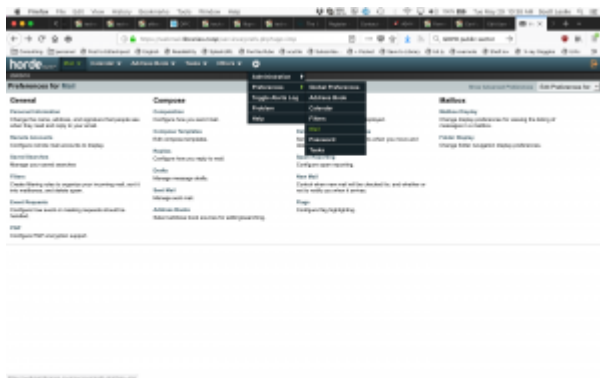


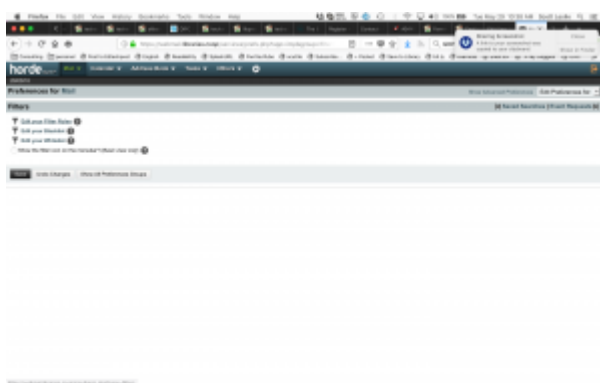
Table of Contents

To set up forwarding of your coop mail, follow the below steps.

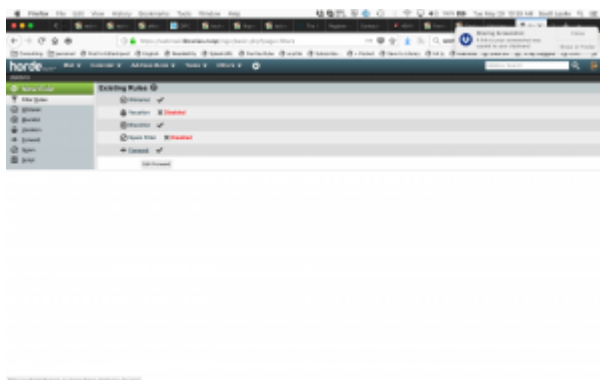
1. Log into webmail at <https://webmail.libraries.coop/> and then go to Preference - Mail



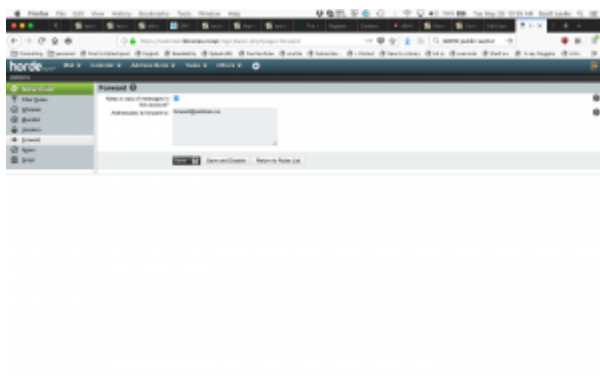
2. Select Filters and then "Edit your Filter Rules"



3. Select "Forward Rules"



4. Enter in the address to forward to. It is recommended you also check "Keep a copy of messages in this account?" so that a backup copies is retained



From:
<https://wiki.libraries.coop/> - **BC Libraries Coop wiki**

Permanent link:
<https://wiki.libraries.coop/doku.php?id=public:coop-mail:mail-forwarding>

Last update: **2018/09/20 15:14**

